
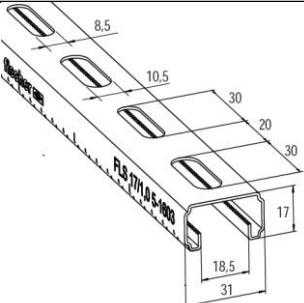

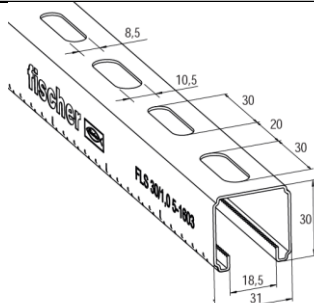

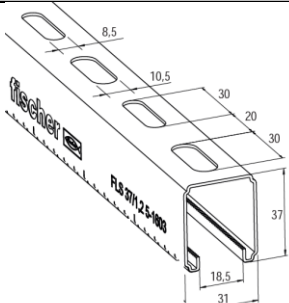











Preporuka sistema oslanjanja za dve cevi paralelno postavljane u horizontalnom položaju
Reccommendation of support system for two pipe in horizontal position

Čelične cevi hidroispitane po DIN 2448 / DIN EN 10220										
<i>Heating steel pipe according with DIN 2448 / DIN EN 10220</i>										
DN	Veličina	Spoljni prečnik	Težina cevi bez vode	Težina cevi sa vodom	Max preporučeno rastojanje između 2 oslonca	Rastojanje između			Tip profila	Stepen iskorišćenja
						navojnih šipki	osa cevi	dva profila		
	size	Pipe outer \varnothing	Pipe weigh empty	Pipe weigh water filled	Max reccomended support width	Distance between			Profile type	Utility factor
	inch	mm	Kg/m	Kg/m	m	Threaded rod	Pipe axis	Two traverse	mm	%
8	1/4"	13,5	0,5	0,6	2,00	400	120	2,0	FLS 17	3
10	3/8"	17,2	0,7	0,8	2,25		120	2,0		3
15	1/2"	21,3	1,0	1,2	2,75		120	2,5		5
20	3/4"	26,9	1,4	1,8	3,00		120	2,5		8
25	1"	33,7	2,0	2,6	3,50		120	3,0		13
32	5/4"	42,4	2,6	3,7	3,75		140	3,0		17
40	6/4"	48,3	3,0	4,4	4,25		140	3,5		22
50	2"	60,3	4,1	6,5	4,75	500	160	4,0	45	
65	2 1/2"	76,1	5,3	9,2	5,50		180	4,0	63	
80	3"	88,9	6,8	12,2	6,00		180	4,0	82	
100	4"	114,3	9,9	18,9	6,00	500	200	4,0	FLS 30	65
125	5"	139,7	13,5	27,1	6,00	600	230	3,0		82
150	6"	168,3	18,3	38,2	6,00	600	250	3,0	FLS 37	80

Napomena:

- cevi su smeštene simetrično u sredini profila / *position of the pipes in the middle of profile*
- uzeta u obzir izolacija od sintetičke gume (kaučuk) 19 mm / *insulation made of synthetic rubber taken into consideration 19mm*

Profil / Profile											
FLS 17/1				FLS 30/1				FLS 37/1,2			
2 m	538753			2 m	538755			2 m	538757		
3 m	538754			3 m	538756			3 m	538758		
Vezni elementi / Connecting elements											
	Klizna matica/channel nuts			Podloške / Washers			Navojni komad / threaded stud		Matica /Nuts		
Vezni elementi sa unutrašnjim navojem Channel connection with internal thread											
	FSM clix P8	538647	HK 31 8,5	538663	U 8x28	79725	GS 8	MU M8	46301		
	FSM clix P10	538649	HK 31 10,5	538664	U 10x28	79726	GS 10	MU M10	79735		
											
	FSM clix M8			538651			GS 8		MU M8		46301
FSM clix M10			538652			GS 10		MU M10		79735	
Vezni elementi sa spoljnim navojem Channel connection with external thread				FHS clix 8x30			538653		FHS clix 10x30		538658
				FHS clix 8x40			538654		FHS clix 10x40		538659
				FHS clix 8x60			538655		FHS clix 10x60		538660
				FHS clix 8x80			538656		FHS clix 10x80		545836
				FHS clix 8x100			538657		FHS clix 10x100		538661